



Certificate of Analysis

Anti-Human Interferon Beta, Clone MMHB-2 (MAb)

Catalog No: 21410-1

Lot No: 7596

Expiration: December 16, 2023

Size: 500 µg/vial

Description: Mouse Monoclonal Antibody against Human Interferon Beta

Clone: MMHB-2

Concentration: 0.5 mg/ml; after reconstitution with 1 ml sterile PBS

Reconstitution: Dissolve contents of the vial by injection of 1 ml sterile PBS

Buffer: Phosphate-buffered saline (PBS) containing 5% trehalose prior to lyophilization

Endotoxin: <1 EU/µg

Antigen: Human Interferon Beta

Isotype: Mouse IgG₁

Purification Method: Protein A or G affinity chromatography

Specificity: Neutralizes human interferon beta; does not neutralize human interferon alpha or gamma

Assay Used to Measure Bioactivity: The exact concentration of antibody required to neutralize human interferon beta activity is dependent on the cytokine concentration, cell type, growth conditions and type of activity studied. The Neutralization Dose₅₀ (ND₅₀) for this antibody is defined as that concentration of antibody required to yield one-half maximal inhibition of the cytokine activity on a responsive cell line, when that cytokine is present at a concentration just high enough to elicit a maximum response. The ND₅₀ for this antibody on human (HeLa/EMCV) cells is ~7-21 µg/ml in the presence of 10 ng/ml of human interferon beta, based on the anti-viral assay. The specific conditions are described in the figure legends.

Due to the variation in ND₅₀ values based on cell type and assay system, we recommend each user determine the neutralizing concentration of this antibody lot in their assay system. Using an A549/EMCV (cell/virus) system, we have not verified with reasonable consistency the neutralizing concentration of this antibody (the concentration required to inhibit the antiviral effect of human interferon beta by one half).

Tested Applications: Neutralization; Direct ELISA (0.5-1.0 µg/ml); Western Blot (1-2 µg/ml).

Optimal dilutions should be determined by each laboratory for each application.

Shipping Conditions: Wet Ice

Physical State of Product During Shipping: Lyophilized

Storage Conditions/Comments: Use a manual defrost freezer. Upon receipt, this product (as supplied) should be kept at -20 to -70°C until the expiration date listed above. After reconstitution, the contents of the tube should be apportioned in separate tubes so that freezing and thawing is kept to a minimum. After reconstitution, this product may be stored at 2 to 8°C for one month and -20 to -70°C for up to 6 months for retention of full activity. For more information on protein handling, visit our Resource Library at www.pblassaysci.com.

Product Information:

Figure 1

Cytopathic Effect Reduction
In Response to Hu-IFN-β

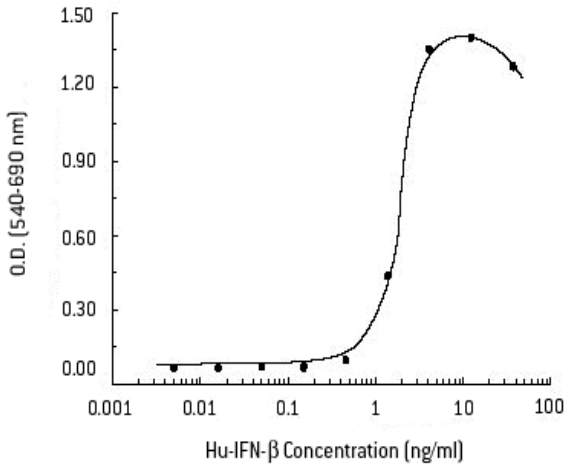


Figure 2

Neutralization of Hu-IFN-β

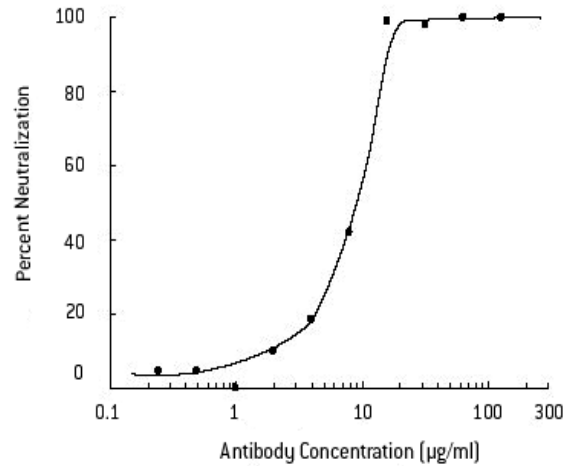



Figure 1. Human IFN-β reduces the cytopathic effect of the lytic virus EMC in a dose-dependent manner, on the human cell line, HeLa. (Meager, A. 1987, *Lymphokines and Interferons, a practical approach*, Clemens, M.J. Morris, A.G. and A.J.H. Gearing, eds. IRL Press, p. 129). The ED₅₀ for this effect is typically 2-5 ng/ml.

Figure 2. To measure the ability of the antibody to neutralize the bioactivity of the human interferon beta on HeLa cells, Hu-IFN-β was added to various concentrations of the antibody. The antigen-antibody mixture was added to confluent cultures of the HeLa cells in a 96 well plate. The assay mixture in a total volume of 100 µl, containing antibody at the concentrations as indicated, Hu-IFN-β at 10 ng/ml, was incubated at 37°C for 20-24 hours in a humidified CO₂ incubator. At the end of this incubation period, medium was aspirated from all wells and an appropriate titrated amount of the EMCV in pre-warmed culture medium was added to each test well. After another 20-24 hour incubation, the cells were fixed, stained and scored for cytopathic effect by measurement of optical densities in a microplate reader at 540 nm. The ND₅₀ of the antibody is approximately 7-21 µg/ml.

Authorization

Released by: _____ 

Date: December 16, 2022

Sold under license from Pestka Biomedical Laboratories, Inc. d/b/a PBL Assay Science. For research use only. Not for diagnostic or clinical use in, or administration to, humans. Not for resale in original or any modified form, including inclusion in a kit, for any purpose. Not for use in the preparation of any commercial product.